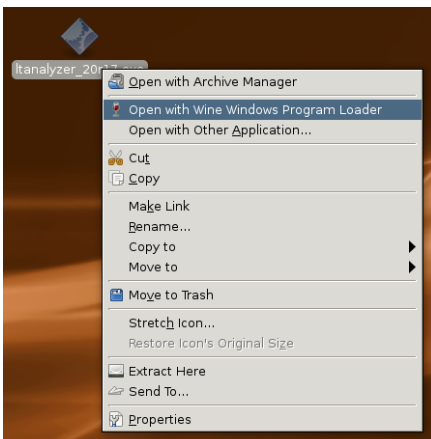


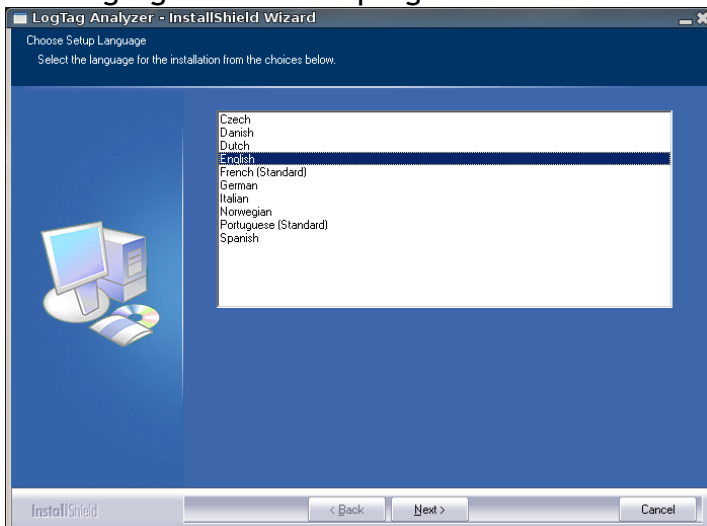
LogTag Analyzer does not exist as a native application for Linux distributions. To be able to use LogTag Temperature Recorders with Linux you will need to use WINE. The following procedure has been tested with a Ubuntu 10.4 installation with a stable release 1.2.1 of WINE. Instructions for other distributions of Linux will be similar.

Note: LogTag Analyzer is not designed for operation on Linux operating systems, and it is not possible to test every function. Use of LogTag Analyzer on Linux Systems is therefore not warranted by LogTag Recorders.

1. If not already installed, install the WINE package from <http://www.winehq.org>. Different distributions of Linux will require different packages. Please refer to the respective documentation available on the Linux community websites. Some distributions such as UBUNTU already have WINE pre-installed, but it is recommended you update to the latest packages. The WINE website has detailed instructions on how to add updates to the package manager.
2. Download the LogTag Installation executable from the LogTag support tab "Software".
3. Navigate to the downloaded file, right click and select "Open with Wine Program Loader"



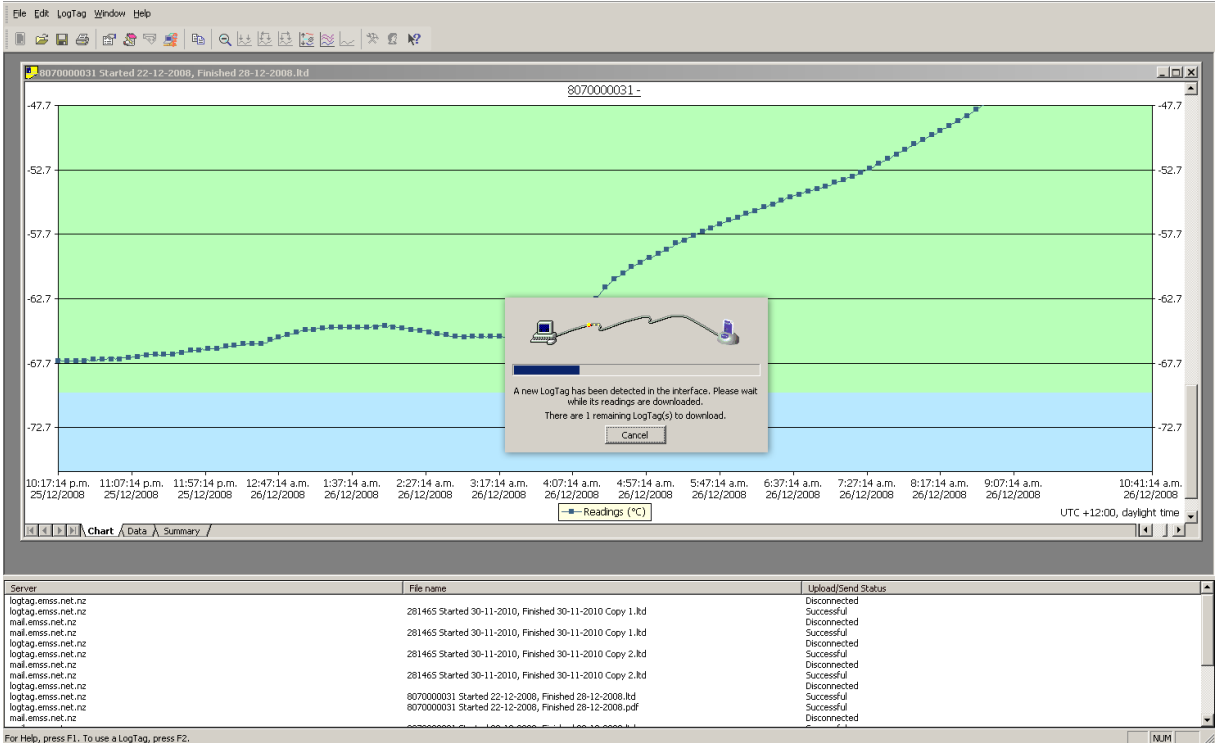
4. The LogTag Installshield program will start. Follow the on screen instructions.



5. Upon the conclusion of the installation a new icon will appear on the desktop.



6. You can now use LogTag Analyzer to configure and download LogTag Recorders.



LogTag Configure

Action List

1. Locate and identify LogTag(s)
2. Configure LogTag(s) for next use
3. Prepare LogTag(s) for next use

User ID:

Push button start

Enable pre-start logging

Record readings continuously, overwrite oldest when memory full

Record readings go that:

Readings recorded will span at least days

Number of readings to record maximum is 8031

Record a reading every

Begin recording after a delay of

Enable the OK (Green) indicator

Enable the Alert (Red) indicator, when: Readings above °C.

Readings below °C.

After consecutive alert readings (1 Minute)

After alert readings have occurred (None)

Leave alert indicator enabled even if readings return within alert range

Clear and reset alert when START MARK button pressed

Configure requires a password

Download requires a password

Limitations:

There are some functions which result in unexpected behaviour. LogTag therefore currently classify LogTag Analyzer as a Silver application.

- Currently USB interfaces are not supported. You will require an RS232 interface to communicate to the logger. A Serial to USB converter may be used, however care must be taken when selecting a specific brand as not every converter supports the Linux environment. LogTag is investigating the requirements to get the USB drivers operational.
- There is no link to the pdf file from the help menu, unless a pdf reader is installed in the WINE environment. To open the pdf file browse the WINE C drive and navigate to C:\Program Files\LogTag Recorders. Open the pdf file by double clicking.

Known issues:

- The context help brings up the correct text, but does not display any of the pictures in the help file.
- Edit Options Charts - Temperature and Humidity colours cannot be changed, however the marker colour can.
- The “send mail” function on the toolbar is not working, FTP upload and SMTP send functions are working, though.
- You may need to check that the /%USER%/AppData folder has the correct permissions for write access.